

Customer Information Sheet

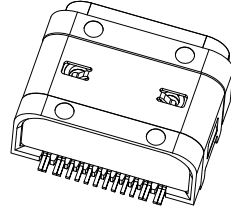
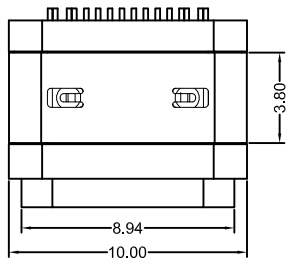
IF IN DOUBT - ASK



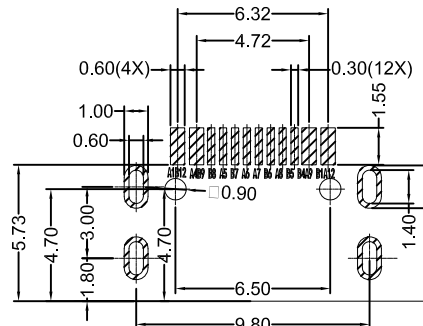
NOT TO SCALE

THIRD ANGLE PROJECTION

ALL DIMENSIONS IN mm



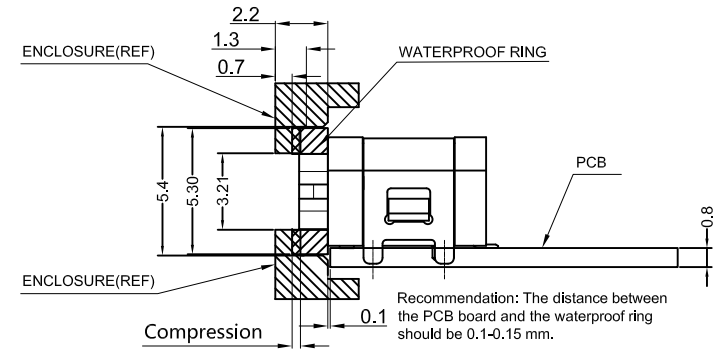
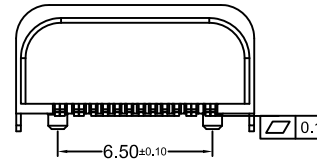
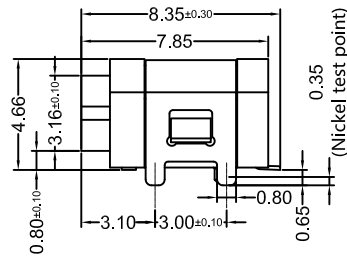
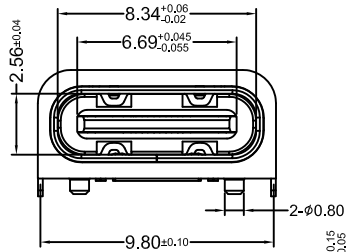
3D SHOWN



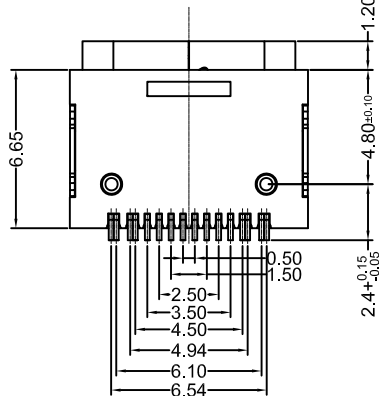
RECOMMENDED PCB LAYOUT
TOLERANCE: ±0.05

SPECIFICATION:

1. CURRENT RATING: 5.0 A
2. VOLTAGE RATING: 5.0 V
3. VBUS & GND PINS AND OTHER PINS: 40mΩ/PIN MAX SHIELD: 50mΩ/MAX
LLCR MAX. CHANGE OF ALL PINS: 10mΩ
4. INSULATION RESISTANCE: 100MΩ MIN
5. DIELECTRIC WITHSTAND VOLTAGE, AC 100V FOR 1MINUTE
6. INSERTION FORCE: 0.5~2.0kgf
7. UNMATING FORCE: 0.8~2.0kgf
8. DURABILITY: 10000 CYCLES
9. OPERATING TEMPERATURE: -25°C~+85°C
10. THE PEAK TEMPERATURE ON THE BOARD SHALL BE MAINTAINED FOR 10 SECONDS AT 260°C
11. WATERPROOF: IPX7



RECOMMENDED ASSEMBLY DRAWING



ORDERING CODE
MMUSBC-2016BF-SMWP02-XX

CONTACT PLATING

- GA: Gold Flash
- GC: Gold 3u"
- GF: Gold 5u"
- GG: Gold 30u"

NO.	PARTS	MATERIAL	REMARKS
1	SHELL	STAINLESS STEEL	SUS304 Ni PLATED
1	SHEATH	HIGH TEMPERATURE PLASTIC	PA BLACK UL 94 V-0
2	MID PLATE	STAINLESS STEEL	SUS301 NO PLATED
3	HOUSING	HIGH TEMPERATURE PLASTIC	LCP BLACK UL 94 V-0
4	CONTACT	COPPER ALLOY(C7025)	Au PLATING ON CONTACT AREA
5	WATERPROOF RING	SILICA GEL	/

AT	01	03DEC25	--
NAME	ISS.	DATE	CN/CO
APPROVED: ML/WT			
CHECKED: TA			
DRAWN: AT			



www.harwin.com

TOLERANCES

- X. = ±1mm
- X.X = ±0.50mm
- X.XX = ±0.20mm
- X.XXX = ±0.01mm
- ANGLES = ±5°
- UNLESS STATED

THIS DRAWING AND ANY INFORMATION OR DESCRIPTIVE MATTER SET OUT HEREON ARE CONFIDENTIAL AND COPYRIGHT PROPERTY OF THE HARWIN GROUP AND MUST NOT BE DISCLOSED, LOANED, COPIED OR USED FOR MANUFACTURING, TENDERING OR FOR ANY OTHER PURPOSE WITHOUT THEIR WRITTEN PERMISSION.

MATERIAL & FINISH:

SEE ABOVE

TITLE:

USB Type C Female 16pin
Waterproof Type - 02

DRAWING NUMBER:

MMUSBC-2016BF-SMWP02-XX

SHT
1
OF 2

Customer Information Sheet

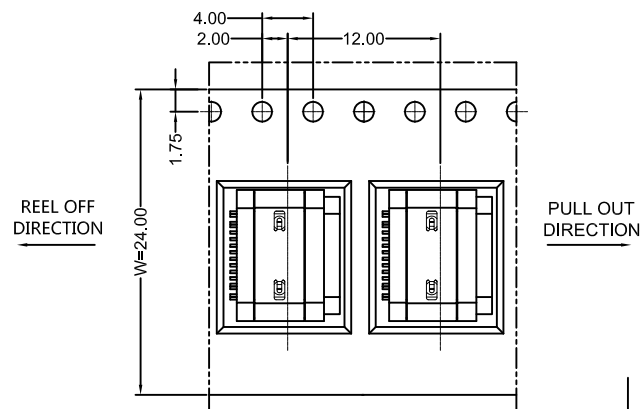
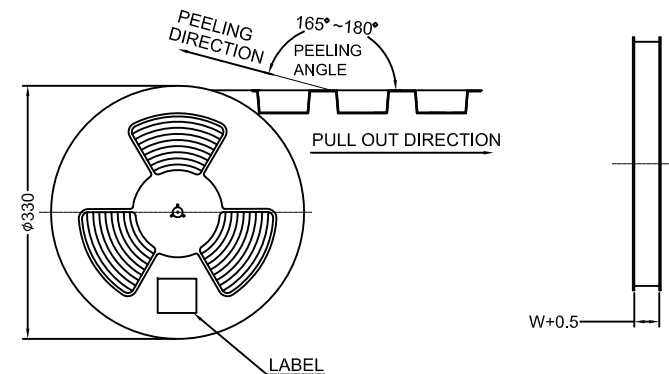
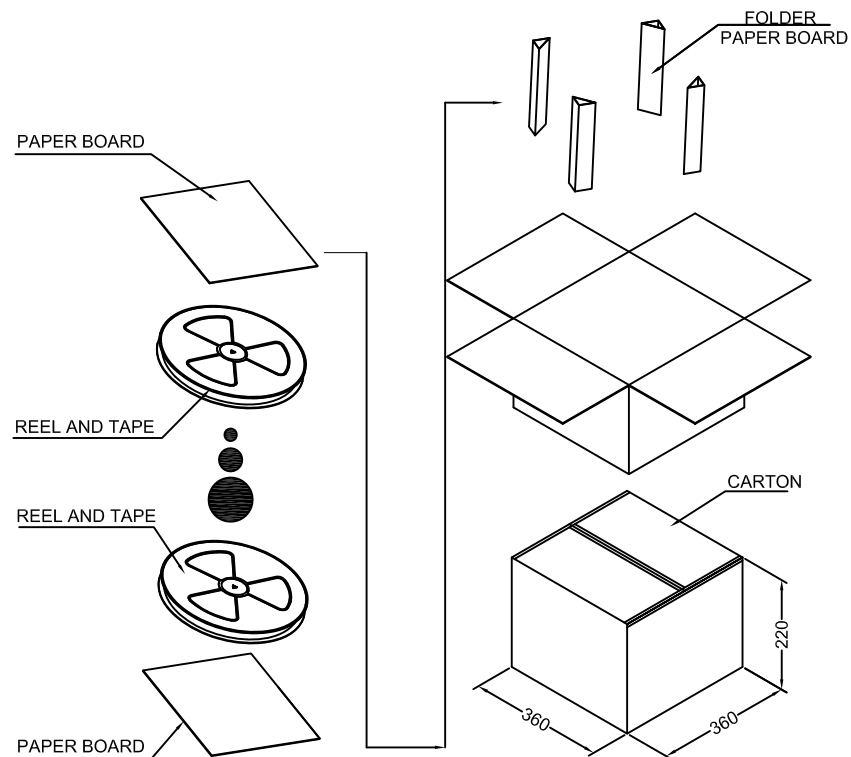
IF IN DOUBT - ASK



NOT TO SCALE

THIRD ANGLE PROJECTION

ALL DIMENSIONS IN mm



NOTE:
1. QUANTITY:
600 PCS/REEL
6000PCS/CARTON.

AT	01	03DEC25	--
NAME	ISS.	DATE	CN/CO
APPROVED: ML/WT			
CHECKED: TA			
DRAWN: AT			

HARWIN

www.harwin.com

TOLERANCES

X. = $\pm 1\text{mm}$
X.X = $\pm 0.50\text{mm}$
X.XX = $\pm 0.20\text{mm}$
X.XXX = $\pm 0.01\text{mm}$

ANGLES = $\pm 5^{\circ}$
UNLESS STATED

THIS DRAWING AND ANY INFORMATION OR DESCRIPTIVE MATTER SET OUT HEREON ARE CONFIDENTIAL AND COPYRIGHT PROPERTY OF THE HARWIN GROUP AND MUST NOT BE DISCLOSED, LOANED, COPIED OR USED FOR MANUFACTURING, TENDERING OR FOR ANY OTHER PURPOSE WITHOUT THEIR WRITTEN PERMISSION.

MATERIAL & FINISH:

SEE ABOVE

TITLE:

USB Type C Female 16pin
Waterproof Type - 02

DRAWING NUMBER:
MMUSBC-2016BF-SMWP02-XX

SHT
2
OF
2